

たしざんを なぞって こたえをかきましょう。

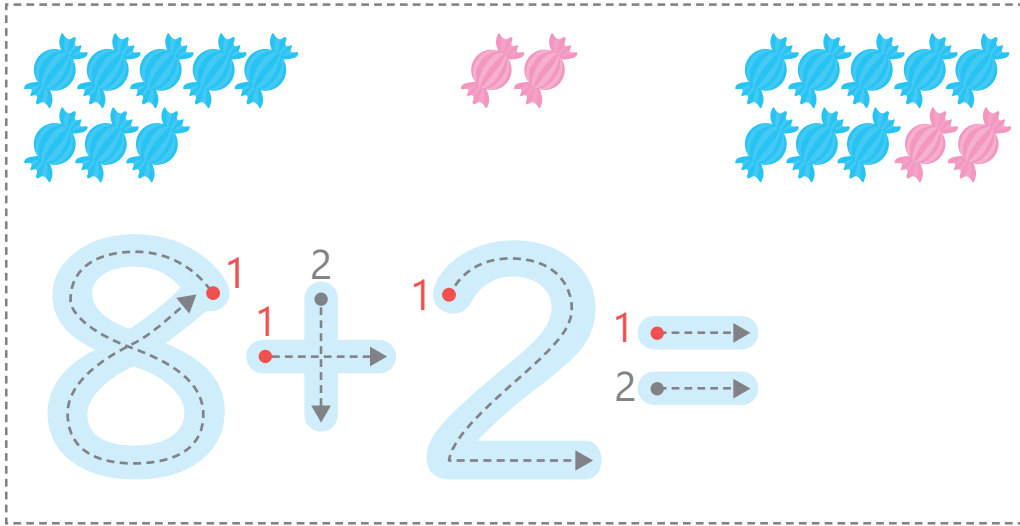


Illustration: 10 blue candies + 2 pink candies = 12 candies.

Equation:  $8 + 2 =$

Tracing guide for 8: stroke 1 is a counter-clockwise circle, stroke 2 is a vertical line down.

Tracing guide for 2: stroke 1 is a curve from top-left to bottom-right, stroke 2 is a horizontal line to the right.

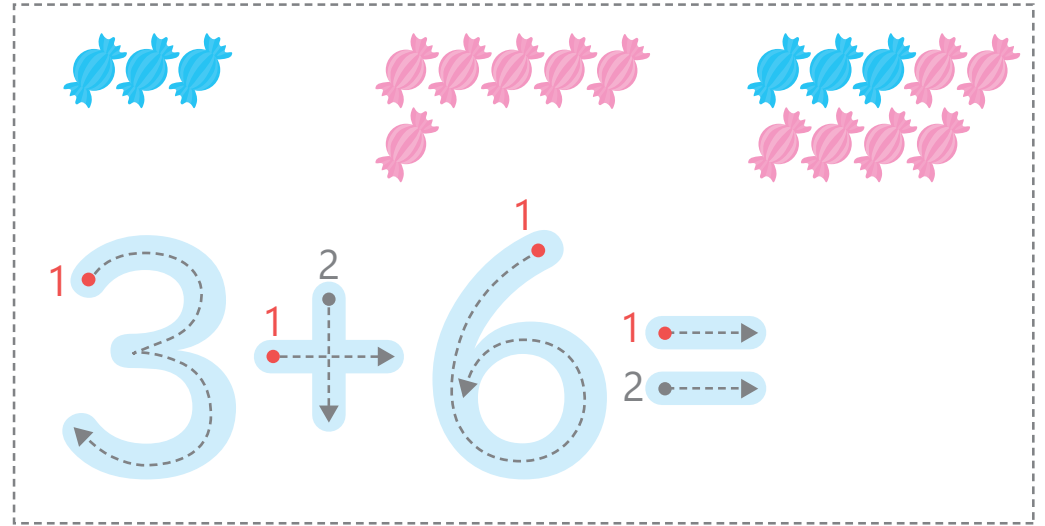


Illustration: 3 blue candies + 5 pink candies = 8 candies.

Equation:  $3 + 6 =$

Tracing guide for 3: stroke 1 is a curve from top-left to bottom-right, stroke 2 is a vertical line down.

Tracing guide for 6: stroke 1 is a counter-clockwise circle, stroke 2 is a horizontal line to the right.

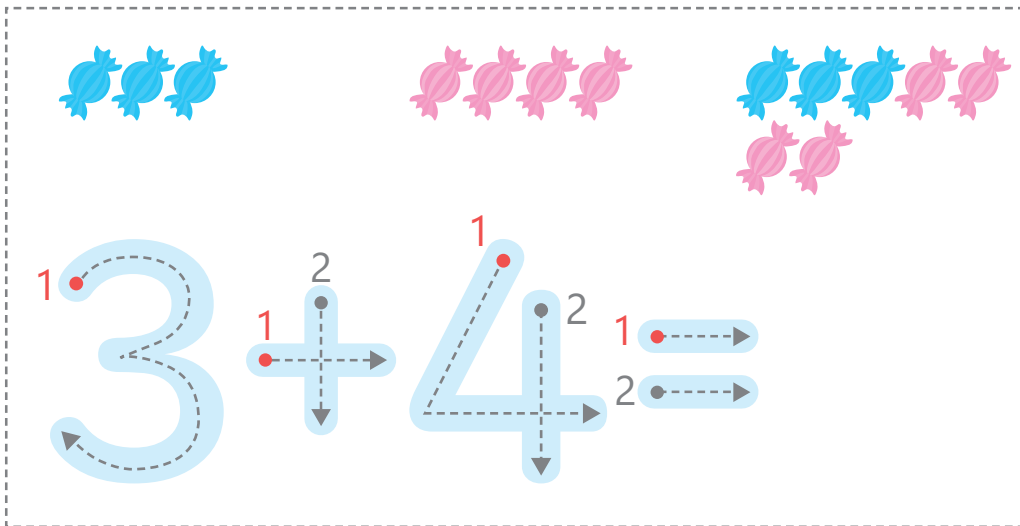


Illustration: 3 blue candies + 4 pink candies = 7 candies.

Equation:  $3 + 4 =$

Tracing guide for 3: stroke 1 is a curve from top-left to bottom-right, stroke 2 is a vertical line down.

Tracing guide for 4: stroke 1 is a diagonal line from top-left to bottom-right, stroke 2 is a vertical line down.

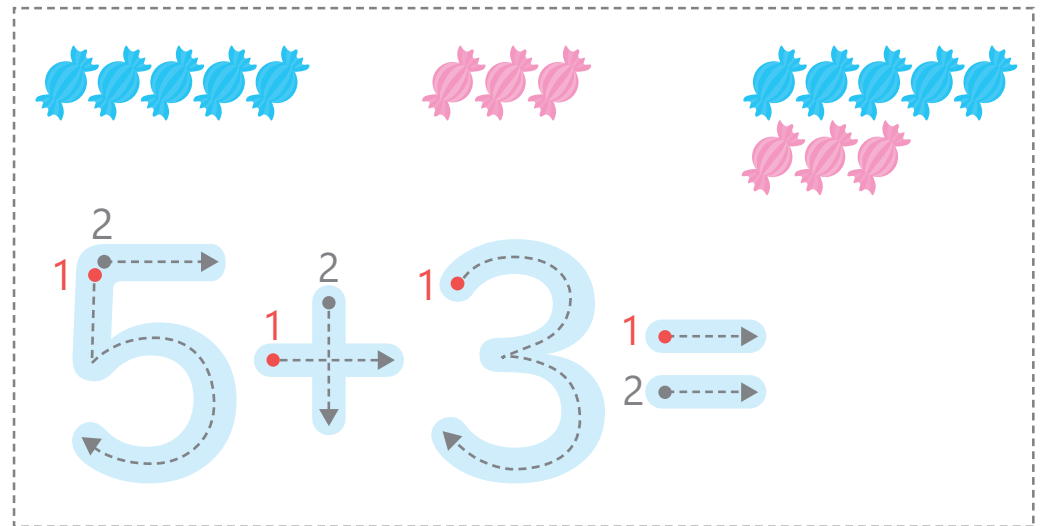


Illustration: 5 blue candies + 3 pink candies = 8 candies.

Equation:  $5 + 3 =$

Tracing guide for 5: stroke 1 is a vertical line down, stroke 2 is a curve from top to bottom.

Tracing guide for 3: stroke 1 is a curve from top-left to bottom-right, stroke 2 is a vertical line down.